

# SERIE RASTREMATO R127 C

Palo rastremato con codolo Ø 60  
Tapered pole with spigot Ø 60

Palo in acciaio a sezione circolare rastremato in due tratti con codolo finale, composto da elementi tubolari saldati in sequenza. Asola ingresso cavi e asola per morsettiera con finitura dei bordi del taglio idonea anche per l'applicazione di portella incassata a filo palo. Zincatura a caldo secondo la norma UNI EN ISO 1461 e successiva spazzolatura per garantire una perfetta finitura superficiale. Verniciatura a polveri poliestere.

Circular cross section steel pole consisting of two tapered sections with end spigot, made of tubular elements welded in sequence. Cable inlet slot and terminal box slot with finished edges, also suitable for the application of a flush mounted cover door. Hot galvanized in accordance with UNI EN ISO 1461, and subsequent brushing to ensure perfect surface finish. Polyester powder coating.

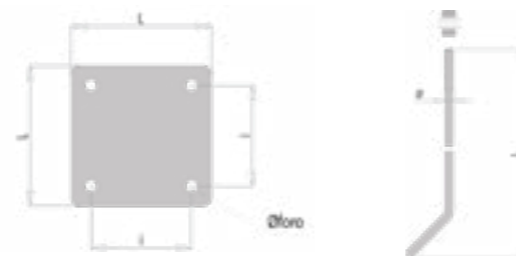
## SPECIFICHE TECNICHE TECHNICAL SPECIFICATIONS

MODELLO Model	H	H1	H2	H3	H4	D	D1	D2
R.127.3.102.3.C60.7000	7000	7800	1000	200	800	127	102	60
R.127.3.102.3.C60.8000	8000	8800	1000	200	800	127	102	60
R.139.3.102.3.C60.8000	8000	8800	1000	200	800	139	102	60
R.139.3.102.3.C60.9000	9000	9800	1000	200	800	139	102	60
R.159.3.102.3.C60.10000	10000	10800	1000	200	800	159	102	60

SPESSORE Thickness	MATERIALE Material	PESO Weight	ASOLA MORS. Block Hole Hatch	ASOLA ING. CAVI Block Hole Cable Entry	PORTATA m2 /Kg * Technical Capacity m2/kg *
3 - 3 - 3	S235JR	70 Kg	H186xL45	H132xL38	0,34 / 27
3 - 3 - 3	S235JR	77 Kg	H186xL45	H132xL38	0,23 / 18
3 - 3 - 3	S235JR	83 Kg	H186xL45	H132xL38	0,32 / 25
3 - 3 - 3	S235JR	91 Kg	H186xL45	H132xL38	0,23 / 18
3 - 3 - 3	S235JR	112 Kg	H186xL45	H132xL38	0,28 / 22

Zona 8 cat. II | Zone 8 cat. II

PIASTRA (OPZIONALE) Plate (Optional)	TIRAFONDO (OPZIONALE) Anchor Bolt (Optional)
L250xL250xS15 - I 180	Ø18 - L500
L250xL250xS15 - I 180	Ø18 - L500
L250xL250xS15 - I 180	Ø18 - L500
L350xL350xS20 - I 250	Ø20 - L600
L350xL350xS20 - I 250	Ø20 - L600



Valori espressi in millimetri | Measures in millimeters


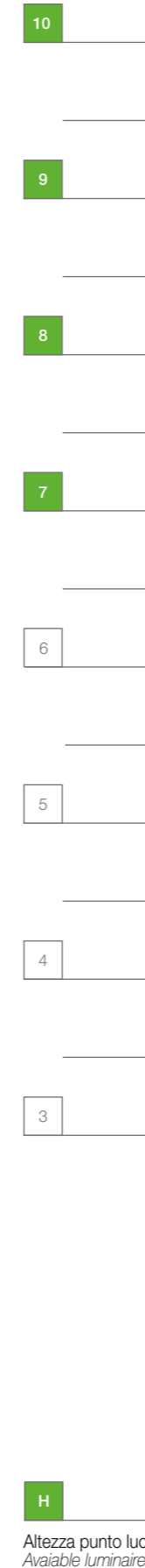
## PORTELLA CON MORSETTIERA (OPZIONALE) TERMINAL BLOCK WITH HATCH (OPTIONAL)

PORTELLA ESTERNA External Cover Plate	PORTELLA FILO PALO Cover Plate
T39 G	RESET 16
T39 G	RESET 16
T39 G	RESET 17
T39 G	RESET 17
T39 G	RESET 17



Disponibili a 1 o 2 fusibili | Available with 1 or 2 fuses

## DISEGNO TECNICO TECHNICAL DESIGN



Valori espressi in metri | Measures in metres